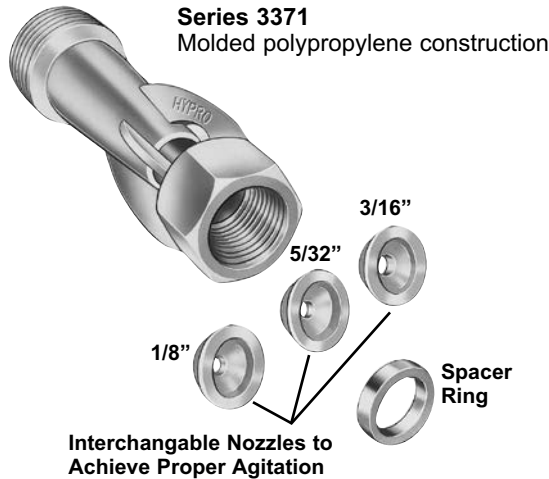


California Proposition 65 Warning -- This product and related accessories contain chemicals known to the State of California to cause cancer, birth defects or other reproductive harm.

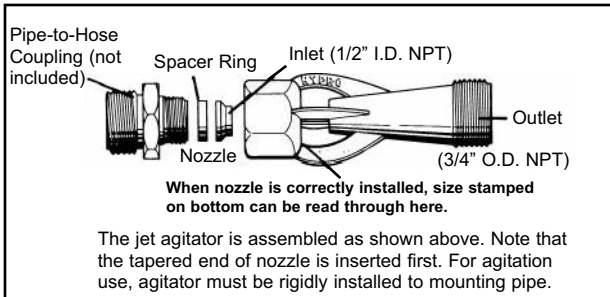
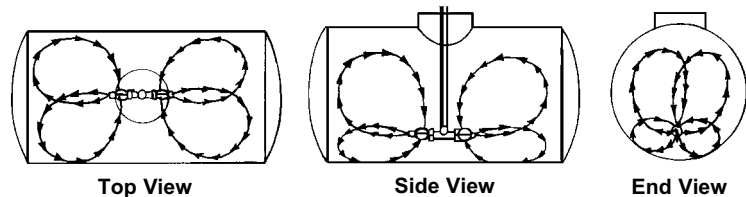
Form L-0166
Rev. B

• **INCREASES EFFECTIVE OUTPUT FLOW UP TO 4 TIMES THE INPUT FOR THOROUGH AGITATION**



AGITATION

Thorough mixing is achieved using the Hypro Jet Agitator. The agitation patterns shown below illustrate the full flow achieved with the volume boosting capacity of the agitator. To be effective, the jet agitator bypass must be on a separate line, not on the end of the relief valve bypass line. An adjustable hand valve is necessary to regulate volume and pressure. Once a tank of spray material is mixed, try to use the entire contents of tank before stopping. Don't allow the suspension to settle and harden. If entire contents can't be used, then close valve to tank suction line and flush pump, hoses and boom to prevent settling in these areas. Stir tank contents by hand with a paddle to put the material back in suspension before you start the pump again.



NOZZLE SELECTION

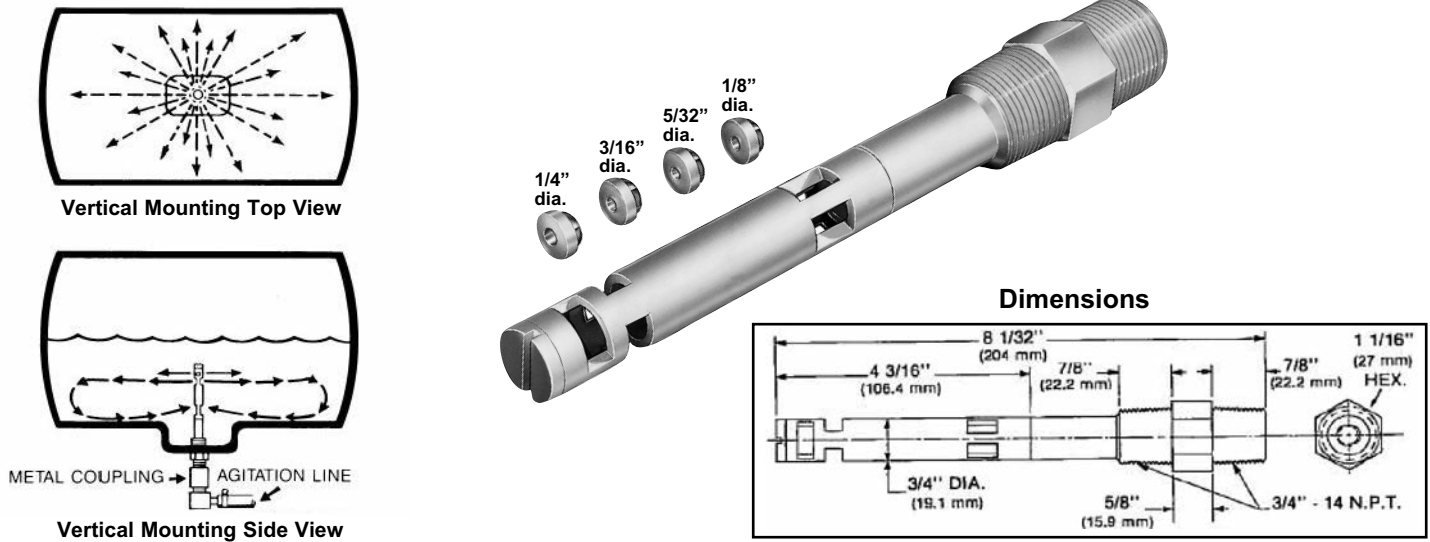
The correct nozzle will provide ample agitation to maintain solution suspension. The volume boosting jet agitator output is approximately three gallons of water for every gallon entering the agitator. Model 3371 includes three nozzles and a spacer ring. Check the performance table to find the proper nozzle size for the desired volume.

PERFORMANCE TABLE MODEL 3371

| Nozzle Diameter | Input to Agitator in GPM | Input to Agitator in L/min. | Agitator Pressure in PSI | Agitator Pressure in KPa | Agitator Output in GPM | Agitator Output in L/min. |
|-----------------|--------------------------|-----------------------------|--------------------------|--------------------------|------------------------|---------------------------|
| 1/8" | 1.9 | 7.2 | 25 | 172.4 | 6.3 | 23.8 |
| 1/8" | 2.7 | 10.2 | 50 | 344.7 | 10.0 | 37.9 |
| 1/8" | 3.8 | 14.4 | 100 | 689.4 | 15.0 | 56.8 |
| 5/32" | 2.8 | 10.6 | 25 | 172.4 | 7.6 | 28.8 |
| 5/32" | 4.2 | 15.9 | 50 | 344.7 | 12.2 | 46.2 |
| 5/32" | 5.5 | 20.8 | 100 | 689.4 | 17.5 | 66.2 |
| 3/16" | 3.6 | 13.6 | 25 | 172.4 | 9.1 | 34.4 |
| 3/16" | 5.6 | 21.2 | 50 | 344.7 | 14.3 | 54.1 |
| 3/16" | 7.9 | 29.9 | 100 | 689.4 | 18.7 | 70.8 |

Jet Agitator and Volume Booster Model 3371-0019

The versatile venturi-type 3371-0019 Jet Agitator adapts to your installation, fitting directly into a 3/4" NPT tank opening. Mounts vertically or horizontally. (For horizontal mounting, just remove end cap from agitator. The full flow is then directed across the tank.) The overlapping 4-port side outlet provides full 360° agitation for thorough mixing in the vertical position. Molded polypropylene construction provides rigidity and strength. Choice of four nozzles assures proper agitation for your spraying.



ASSEMBLY INSTRUCTIONS

1. Agitator is packaged for shipment disassembled in a see-through plastic envelope. Select your nozzle size and assemble as shown on the sectional drawing. Insert small diameter of nozzle into tank adapter. Thread parts together in order shown. Note that body section end with vertical slots screws into tank adapter (other end is for cap).
2. Wrap teflon tape on the inside 3/4" NPT thread on agitator before installing to tank. This assures a tight seal and will prevent agitator from loosening because of vibration.
3. Apply teflon tape on the outside 3/4" NPT thread for agitator line and install a metal coupling. This will assure a tight seal and prevent breakage of agitator.

SELECTING THE PROPER NOZZLE FOR SPRAY TANK AGITATION

The right nozzle is the one which provides ample agitation to keep the wettable powders in suspension, but not too much as to cause foaming of spray material.

PERFORMANCE TABLE MODEL 3371-0019

| Nozzle Diameter | Input to Agitator in GPM | Input to Agitator in L/min. | Agitator Pressure in PSI | Agitator Pressure in KPa | Agitator Output in GPM | Agitator Output in L/min. |
|-----------------|--------------------------|-----------------------------|--------------------------|--------------------------|------------------------|---------------------------|
| 1/8" | 2.1 | 7.9 | 25 | 172.4 | 6.0 | 22.7 |
| 1/8" | 2.9 | 11.0 | 50 | 344.7 | 8.8 | 33.3 |
| 1/8" | 4.1 | 15.5 | 100 | 689.4 | 13.9 | 52.6 |
| 5/32" | 3.1 | 11.7 | 25 | 172.4 | 7.0 | 26.5 |
| 5/32" | 4.5 | 17.0 | 50 | 344.7 | 11.5 | 43.5 |
| 5/32" | 5.8 | 22.0 | 100 | 689.4 | 16.2 | 61.3 |
| 3/16" | 3.8 | 14.4 | 25 | 172.4 | 8.5 | 32.2 |
| 3/16" | 5.9 | 22.3 | 50 | 344.7 | 12.8 | 48.4 |
| 3/16" | 8.2 | 31.0 | 100 | 689.4 | 17.2 | 65.1 |
| 1/4" | 5.9 | 22.3 | 25 | 172.4 | 11.9 | 45.0 |
| 1/4" | 9.8 | 37.1 | 50 | 344.7 | 17.1 | 64.7 |
| 1/4" | 13.5 | 51.1 | 100 | 689.4 | 20.0 | 75.7 |

